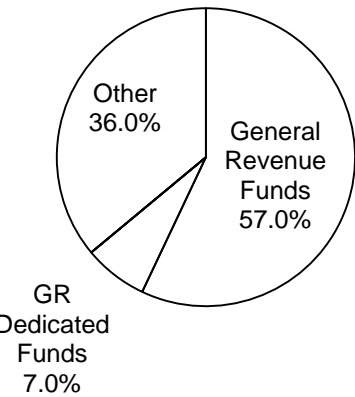


Section 1

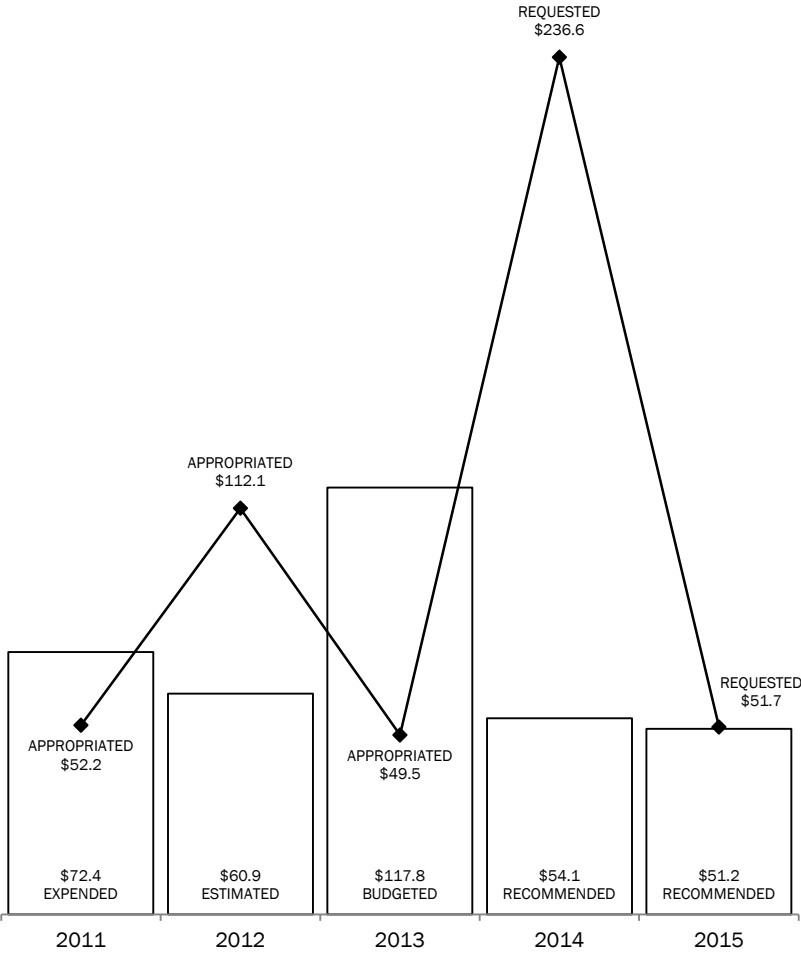
Method of Financing	2012-13 Base	2014-15 Recommended	Biennial Change	% Change
General Revenue Funds	\$56,312,075	\$60,078,076	\$3,766,001	6.7%
GR Dedicated Funds	\$6,538,532	\$7,305,583	\$767,051	11.7%
Total GR-Related Funds	\$62,850,607	\$67,383,659	\$4,533,052	7.2%
Federal Funds	\$0	\$0	\$0	0.0%
Other	\$115,913,573	\$37,956,391	(\$77,957,182)	(67.3%)
All Funds	\$178,764,180	\$105,340,050	(\$73,424,130)	(41.1%)

RECOMMENDED FUNDING  
BY METHOD OF FINANCING

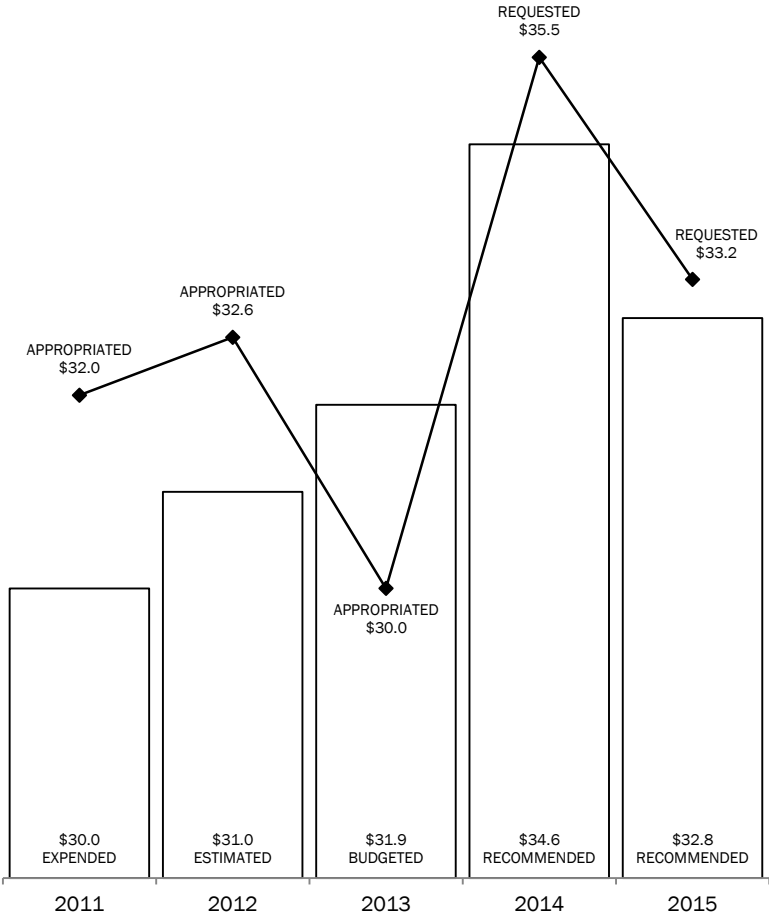


The bill pattern for this agency (2014-15 Recommended) represents an estimated 100% of the agency's estimated total available funds for the 2014-15 biennium.

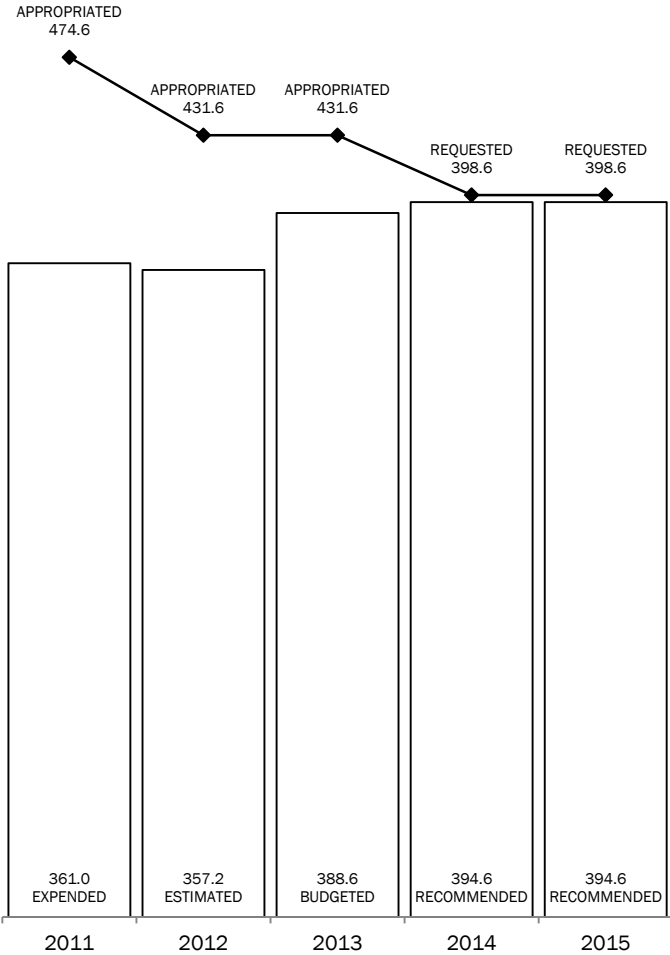
ALL FUNDS



GENERAL REVENUE AND  
GENERAL REVENUE-DEDICATED FUNDS



FULL-TIME-EQUIVALENT POSITIONS



Section 2

Facilities Commission  
Summary of Recommendations - Senate, By Method of Finance -- ALL FUNDS

Strategy/Goal	2012-13 Base	2014-15 Recommended	Biennial Change	% Change	Comments
LEASING A.1.1	\$875,880	\$873,982	(\$1,898)	(0.2%)	
FACILITIES PLANNING A.1.2	\$470,788	\$490,702	\$19,914	4.2%	
FACILITIES DESIGN AND CONSTRUCTION A.2.1	\$9,275,983	\$9,002,480	(\$273,503)	(2.9%)	Recommendations reflect a decrease of \$0.3 million out of Interagency Contracts, primarily related to a decrease in agency reimbursements for architects, engineers, construction contractors, and project managers, for various capital projects.
<b>Total, Goal A, FACILITIES CONSTRUCTION AND LEASING</b>	<b>\$10,622,651</b>	<b>\$10,367,164</b>	<b>(\$255,487)</b>	<b>(2.4%)</b>	
CUSTODIAL B.1.1	\$9,245,400	\$9,174,646	(\$70,754)	(0.8%)	Recommendations reflect a decrease of \$0.1 million out of Interagency Contracts related to the renegotiation of a contract for custodial services.
FACILITIES OPERATION B.2.1	\$145,161,406	\$70,040,406	(\$75,121,000)	(51.7%)	Recommendations reflect a decrease of \$75.1 million, which includes a decrease of \$75.9 million out of General Obligation Bond proceeds for health and safety and deferred maintenance projects (See Section 3, Select Fiscal and Policy Issues, #3); a decrease of \$1.6 million out of Interagency Contracts (\$1.3 million related to State Energy Conservation Office loans for energy efficient capital projects and \$0.3 million related to estimated expenditures on facility maintenance); \$1.0 million in General Revenue-Dedicated Federal Surplus Property Service Charge Account 570 for deferred maintenance projects at Federal Surplus Property warehouses in San Antonio and Fort Worth, which are scheduled to be completed in fiscal year 2013; \$0.3 million out of General Revenue related to utility expenditures and a one-time rental of a portable generator; and \$0.1 million out of Appropriated Receipts due to fewer private tenants occupying state-owned property.
					These decreases are offset by an increase of \$3.8 million out of General Revenue for an agency request related to an increase in utility costs in the 2014-15 biennium. The agency estimates the increase based on monthly trends and City of Austin rate increases that took place in January and October 2012. (See Section 3, Select Fiscal and Policy Issues, #1).
STATE CEMETERY B.2.3	\$1,146,662	\$1,149,038	\$2,376	0.2%	
<b>Total, Goal B, PROPERTY &amp; FACILITIES MGMT &amp; OPS</b>	<b>\$155,553,468</b>	<b>\$80,364,090</b>	<b>(\$75,189,378)</b>	<b>(48.3%)</b>	

Section 2

Facilities Commission  
Summary of Recommendations - Senate, By Method of Finance -- ALL FUNDS

Strategy/Goal	2012-13 Base	2014-15 Recommended	Biennial Change	% Change	Comments
SURPLUS PROPERTY MANAGEMENT C.1.1	\$4,300,307	\$6,056,951	\$1,756,644	40.8%	Recommendations reflect an increase of \$1.8 million related to estimated unexpended balances that would be carried forward across biennia, as allowed by Rider 13, Federal Surplus Property Program, for operating the Federal Surplus Property Program.
<b>Total, Goal C, SURPLUS PROPERTY</b>	<b>\$4,300,307</b>	<b>\$6,056,951</b>	<b>\$1,756,644</b>	<b>40.8%</b>	
CENTRAL ADMINISTRATION D.1.1	\$4,419,578	\$4,660,014	\$240,436	5.4%	Recommendations reflect an increase of \$0.2 million, reallocated by the agency from Strategy B.2.1 Facilities Operation to Strategy D.1.1 Central Administration, out of General Revenue, primarily related to filling 3.0 vacant FTEs in fiscal year 2012, which include a Chief Financial Officer, a Human Resources Specialist, and an Administrative Assistant within the Records Management division.
INFORMATION RESOURCES D.1.2	\$2,411,435	\$2,437,937	\$26,502	1.1%	
OTHER SUPPORT SERVICES D.1.3	\$1,456,741	\$1,453,894	(\$2,847)	(0.2%)	
<b>Total, Goal D, INDIRECT ADMINISTRATION</b>	<b>\$8,287,754</b>	<b>\$8,551,845</b>	<b>\$264,091</b>	<b>3.2%</b>	
<b>Grand Total, All Strategies</b>	<b>\$178,764,180</b>	<b>\$105,340,050</b>	<b>(\$73,424,130)</b>	<b>(41.1%)</b>	

Section 2

Facilities Commission  
Summary of Recommendations - Senate, By Method of Finance -- GENERAL REVENUE FUNDS

Strategy/Goal	2012-13 Base	2014-15 Recommended	Biennial Change	% Change	Comments
LEASING A.1.1	\$875,880	\$873,982	(\$1,898)	(0.2%)	
FACILITIES PLANNING A.1.2	\$470,788	\$490,702	\$19,914	4.2%	
FACILITIES DESIGN AND CONSTRUCTION A.2.1	\$0	\$0	\$0	0.0%	
<b>Total, Goal A, FACILITIES CONSTRUCTION AND LEASING</b>	<b>\$1,346,668</b>	<b>\$1,364,684</b>	<b>\$18,016</b>	<b>1.3%</b>	
CUSTODIAL B.1.1	\$6,174,761	\$6,227,470	\$52,709	0.9%	
FACILITIES OPERATION B.2.1	\$42,523,148	\$46,013,884	\$3,490,736	8.2%	Recommendations reflect an increase of \$3.5 million, which includes an increase of \$3.8 million for an agency request related to an increase in utility costs in the 2014-15 biennium. The estimate is based on monthly trends and City of Austin rate increases that took place in January and October 2012. (See Section 3, Select Fiscal and Policy Issues, #1). This increase is offset by a decrease of \$0.3 million related to utility expenditures and a one-time rental of a portable generator.
STATE CEMETERY B.2.3	\$1,144,286	\$1,144,286	\$0	0.0%	
<b>Total, Goal B, PROPERTY &amp; FACILITIES MGMT &amp; OPS</b>	<b>\$49,842,195</b>	<b>\$53,385,640</b>	<b>\$3,543,445</b>	<b>7.1%</b>	
SURPLUS PROPERTY MANAGEMENT C.1.1	\$0	\$0	\$0	0.0%	
<b>Total, Goal C, SURPLUS PROPERTY</b>	<b>\$0</b>	<b>\$0</b>	<b>\$0</b>	<b>0.0%</b>	
CENTRAL ADMINISTRATION D.1.1	\$2,527,751	\$2,684,172	\$156,421	6.2%	Recommendations reflect an increase of \$0.2 million, reallocated by the agency from Strategy B.2.1 Facilities Operation to Strategy D.1.1 Central Administration, out of General Revenue, primarily related to the agency filling 3.0 vacant FTEs in fiscal year 2012, which include a Chief Financial Officer, a Human Resources Specialist, and an Administrative Assistant within the Records Management division.
INFORMATION RESOURCES D.1.2	\$1,608,732	\$1,634,522	\$25,790	1.6%	
OTHER SUPPORT SERVICES D.1.3	\$986,729	\$1,009,058	\$22,329	2.3%	
<b>Total, Goal D, INDIRECT ADMINISTRATION</b>	<b>\$5,123,212</b>	<b>\$5,327,752</b>	<b>\$204,540</b>	<b>4.0%</b>	
<b>Grand Total, All Strategies</b>	<b>\$56,312,075</b>	<b>\$60,078,076</b>	<b>\$3,766,001</b>	<b>6.7%</b>	

Section 2

Facilities Commission  
Summary of Recommendations - Senate, By Method of Finance -- GR DEDICATED

Strategy/Goal	2012-13 Base	2014-15 Recommended	Biennial Change	% Change	Comments
LEASING A.1.1	\$0	\$0	\$0	0.0%	
FACILITIES PLANNING A.1.2	\$0	\$0	\$0	0.0%	
FACILITIES DESIGN AND CONSTRUCTION A.2.1	\$0	\$0	\$0	0.0%	
<b>Total, Goal A, FACILITIES CONSTRUCTION AND LEASING</b>	<b>\$0</b>	<b>\$0</b>	<b>\$0</b>	<b>0.0%</b>	
CUSTODIAL B.1.1	\$0	\$0	\$0	0.0%	
FACILITIES OPERATION B.2.1	\$3,060,166	\$2,060,166	(\$1,000,000)	(32.7%)	Recommendations reflect a decrease of \$1.0 million in General Revenue-Dedicated Federal Surplus Property Service Charge Account 570 for deferred maintenance projects at Federal Surplus Property warehouses in San Antonio and Fort Worth, which are scheduled to be completed in fiscal year 2013.
STATE CEMETERY B.2.3	\$0	\$0	\$0	0.0%	
<b>Total, Goal B, PROPERTY &amp; FACILITIES MGMT &amp; OPS</b>	<b>\$3,060,166</b>	<b>\$2,060,166</b>	<b>(\$1,000,000)</b>	<b>(32.7%)</b>	
SURPLUS PROPERTY MANAGEMENT C.1.1	\$3,020,277	\$4,783,719	\$1,763,442	58.4%	Recommendations reflect an increase of \$1.8 million related to estimated unexpended balances that would be carried forward across biennia, as allowed by Rider 13, Federal Surplus Property Program, for operating the Federal Surplus Property Program.
<b>Total, Goal C, SURPLUS PROPERTY</b>	<b>\$3,020,277</b>	<b>\$4,783,719</b>	<b>\$1,763,442</b>	<b>58.4%</b>	
CENTRAL ADMINISTRATION D.1.1	\$257,345	\$257,342	(\$3)	(0.0%)	
INFORMATION RESOURCES D.1.2	\$146,033	\$153,498	\$7,465	5.1%	
OTHER SUPPORT SERVICES D.1.3	\$54,711	\$50,858	(\$3,853)	(7.0%)	
<b>Total, Goal D, INDIRECT ADMINISTRATION</b>	<b>\$458,089</b>	<b>\$461,698</b>	<b>\$3,609</b>	<b>0.8%</b>	
<b>Grand Total, All Strategies</b>	<b>\$6,538,532</b>	<b>\$7,305,583</b>	<b>\$767,051</b>	<b>11.7%</b>	

Section 2

Facilities Commission  
Summary of Recommendations - Senate, By Method of Finance -- OTHER FUNDS

Strategy/Goal	2012-13 Base	2014-15 Recommended	Biennial Change	% Change	Comments
LEASING A.1.1	\$0	\$0	\$0	0.0%	
FACILITIES PLANNING A.1.2	\$0	\$0	\$0	0.0%	
FACILITIES DESIGN AND CONSTRUCTION A.2.1	\$9,275,983	\$9,002,480	(\$273,503)	(2.9%)	Recommendations reflect a decrease of \$0.3 million out of Interagency Contracts, primarily related to a decrease in agency estimated fees collected for architects, engineers, construction contractors, and project managers, for various capital projects.
<b>Total, Goal A, FACILITIES CONSTRUCTION AND LEASING</b>	<b>\$9,275,983</b>	<b>\$9,002,480</b>	<b>(\$273,503)</b>	<b>(2.9%)</b>	
CUSTODIAL B.1.1	\$3,070,639	\$2,947,176	(\$123,463)	(4.0%)	Recommendations reflect a decrease of \$0.1 million out of Interagency Contracts related to the renegotiation of a contract for custodial services.
FACILITIES OPERATION B.2.1	\$99,578,092	\$21,966,356	(\$77,611,736)	(77.9%)	Recommendations reflect a decrease of \$77.6 million, which includes a decrease of \$75.9 million out of General Obligation Bond Proceeds for health and safety and deferred maintenance projects (See Section 3, Select Fiscal and Policy Issues, #3), a decrease of \$1.6 million out of Interagency Contracts (\$1.3 million related to State Energy Conservation Office loans for energy efficient capital projects and \$0.3 million related to facility maintenance), and \$0.1 million out of Appropriated Receipts due to fewer private tenants occupying state-owned property in Austin, Houston, El Paso, and San Antonio.
					Interagency Contracts provide for facility maintenance and operations of those facilities related to the transfer of facility maintenance and operation responsibility as listed in H.B. 3042, Seventy-eighth Legislature, Regular Session, 2003. Those facilities include: Park 35, the Promontory Point Building, the State Records Center, the Health Department Laboratory, the Health Department Campus, the Health Department Headquarters, the Brown Heatley Building, the John Winters Building, and the Commission for the Blind Administration Building. Maintenance services provided include: building maintenance, custodial and grounds maintenance, utilities, and security guards and systems.
STATE CEMETERY B.2.3	\$2,376	\$4,752	\$2,376	100.0%	
<b>Total, Goal B, PROPERTY &amp; FACILITIES MGMT &amp; OPS</b>	<b>\$102,651,107</b>	<b>\$24,918,284</b>	<b>(\$77,732,823)</b>	<b>(75.7%)</b>	

Section 2

Facilities Commission  
Summary of Recommendations - Senate, By Method of Finance -- OTHER FUNDS

Strategy/Goal	2012-13 Base	2014-15 Recommended	Biennial Change	% Change	Comments
SURPLUS PROPERTY MANAGEMENT C.1.1	\$1,280,030	\$1,273,232	(\$6,798)	(0.5%)	
<b>Total, Goal C, SURPLUS PROPERTY</b>	<b>\$1,280,030</b>	<b>\$1,273,232</b>	<b>(\$6,798)</b>	<b>(0.5%)</b>	
CENTRAL ADMINISTRATION D.1.1	\$1,634,482	\$1,718,500	\$84,018	5.1%	Recommendations include an increase of \$0.1 million out of Appropriated Receipts and Interagency Contracts for Indirect Administration related to Facilities Operations.
INFORMATION RESOURCES D.1.2	\$656,670	\$649,917	(\$6,753)	(1.0%)	
OTHER SUPPORT SERVICES D.1.3	\$415,301	\$393,978	(\$21,323)	(5.1%)	
<b>Total, Goal D, INDIRECT ADMINISTRATION</b>	<b>\$2,706,453</b>	<b>\$2,762,395</b>	<b>\$55,942</b>	<b>2.1%</b>	
<b>Grand Total, All Strategies</b>	<b>\$115,913,573</b>	<b>\$37,956,391</b>	<b>(\$77,957,182)</b>	<b>(67.3%)</b>	



## Section 3

### Texas Facilities Commission Selected Fiscal and Policy Issues

#### Policy Issues Related to Recommendation:

##### 1. Utility Costs.

- Recommendations include \$1,883,000 out of General Revenue each fiscal year of the 2014-15 biennium for utilities in Strategy B.2.1, Facilities Operation, to provide for Austin Energy rate increases and a loss of tenants in TFC managed facilities.
- Texas Facilities Commission (TFC) contracts with the City of Austin's Austin Energy, for electricity, water, and wastewater for 90 percent of the facilities that TFC manages. Currently, Austin Energy is the only option for utilities within the City of Austin. In January of 2012, Austin Energy increased its fuel charge rate by six percent, which TFC estimates increased utility costs by \$400,000 in fiscal year 2012 and may increase utility costs by \$600,000 in fiscal year 2013. TFC used approximately \$100,000 in remaining funds from a supplemental appropriation for utilities provided by House Bill 4, Eighty-second Legislature, Regular Session, 2011, and by transferring approximately \$150,000 out of utility appropriations from fiscal year 2013 to fiscal year 2012, as allowed by Rider 5, Transfer Authority – Utilities, in its bill pattern.
- TFC attributes several factors for the expected shortfall in utility appropriations of \$1,883,000 for fiscal year 2013. These factors include: the fuel charge rate increase which occurred in fiscal year 2012 (estimated impact of \$600,000); a new utility contract with Austin Energy signed in October, which expires in May of 2015, that includes an increase in various utility rates (estimated impact of \$983,000); and the departure of IBM from the Disaster Recovery Building and many of the Office of the Attorney General's employees from the Promontory Point Building, which has resulted in a decrease of Interagency Contracts used to pay for the utilities at these buildings (estimated impact of \$250,000). TFC was able to utilize approximately \$400,000 from non-utility related funds remaining after the end of fiscal year 2012 to mitigate the anticipated utility shortfall for fiscal year 2013. Therefore, TFC is requesting \$1,400,000 out of General Revenue from a supplemental appropriation by the Eighty-third Legislature.

## Section 3

### 2. Public-Private Partnerships (P3s).

- The Eighty-second Legislature, Regular Session, 2011, passed Senate Bill (S.B.) 1048, related to public-private partnerships on state-owned property. S.B. 1048 indicates a public-private partnership (P3) as a partnership between public entities and private entities or other persons that can develop new education facilities, technology and other public infrastructure, and government facilities by improving the schedule for delivery, lowering costs, and providing other benefits to the public. P3s are expected to be able to utilize private funding sources as opposed to public funding for certain projects, and transfer much of the risk of developing and maintaining projects away from the state and to private entities. While P3s can be utilized in a variety of manners (e.g. similar “Comprehensive Development Agreements” used by the Texas Department of Transportation for the construction and operation of a toll road), the use of P3s by TFC would involve buildings for use by state agencies. The Texas Facilities Commission (TFC) was required to create guidelines for the submission and approval of any projects in which the agency wishes to engage in a P3 contract. On September 1, 2012, TFC published *Public-Private Partnership Guidelines*, which outlines the process prospective private parties would use to submit P3 proposals and the process TFC plans to use to review the proposals.
- According to TFC’s P3 Guidelines, the process of entering into a P3 contract would involve:
  - 1) The submission of an unsolicited proposal from a private entity for a project to be constructed on state-owned space, or the submission of a project plan by a private entity based upon a public solicitation by the agency;
  - 2) Public posting of a proposal by TFC, which will then allow private entities 45 days to submit a competing proposal for review (As an example, TFC currently has one proposal publicly posted for a project to be developed on State Parking Lot 7 at 1807 N. Congress Avenue, Austin, TX 78701. The deadline to submit a competing project proposal for this space was October 23, 2012. One competing project was submitted and is currently under review.);
  - 3) Review of submitted plans by the agency and third-party advisors and consultants (Costs for the review of a proposal are charged to an entity submitting a proposal, which include a \$5,000 processing fee for TFC staff time, and any additional fees required for advisors and consultants. The processing fee is deposited into General Revenue, and the additional fees for advisors and consultants are paid directly from the proposal submitting entity to the advisors and consultants.);
  - 4) Approval of a “qualified project” proposal by the agency, which is then submitted to the Partnership Advisory Committee (PAC) (PAC, as outlined in S.B. 1048 is composed of the Chair of the House Appropriations Committee, or his designee, three Representatives appointed by the Speaker of the House, the Chair of the Senate Finance Committee, or his designee, three Senators appointed by the Lieutenant Governor, and representatives of the executive branch appointed by the Governor.);
  - 5) Approval of a project proposal by PAC (PAC does not review projects that cost less than \$5.0 million or those between \$5.0 million and \$50.0 million for which specific appropriations have been made.);
  - 6) TFC begins contract negotiations with the private entity whose proposal has been approved.

## Section 3

- The Office of Internal Audit (OIA) within TFC has conducted a review of the P3 process and has highlighted some of the potential benefits and risks for the state that may be associated with P3s, which are listed below.

### **Benefits:**

- 1) The leveraging of private industry knowledge and skill may facilitate quicker completion of projects; and
- 2) A contractor that builds and operates a facility may have a better incentive to do a good job than a contractor that just builds for a set contract price, and may just do the minimum necessary to meet the contract terms.

### **Risks:**

- 1) Complex financial contracts, involving commitments to future payments, may reduce transparency;
  - 2) Potentially fewer contractors will be able to participate, thereby reducing competition;
  - 3) For projects of extended duration, the state may have to pick up the pieces of faltering projects, thereby negating the benefits of risk transfer to the private entity; and
  - 4) There may be a lack of recourse for end users in the event of the poor provision of service by the private entities.
- TFC currently utilizes resources across several divisions and strategies to focus on P3 initiatives.
  - TFC has suspended the proposal review process due to the recent Sunset Commission decisions issued on January 9, 2013. One of those decisions was to direct TFC to delay formal action on P3 proposals until after September 1, 2013. The Sunset Commission's definition of "formal action" differs from that of TFC; therefore, TFC is waiting on the Legislature to define "formal action" before it proceeds with the review of any P3 proposals.

### **3. General Obligation Bond Proceeds**

- Recommendations for the 2014-15 biennium reflect a decrease of \$75.9 million out of General Obligation (GO) Bond Proceeds, which includes unexpended balances across biennia of \$1.2 million for health and safety deferred maintenance projects identified by the agency at various state-owned buildings. This decrease is due to TFC encumbering \$77.1 million out of Proposition 8, House Joint Resolution (HJR) 97, Seventy-seventh Legislature, Regular Session, 2001, and Proposition 4, Senate Joint Resolution (SJR) 65, Eightieth Legislature, 2007, GO Bond Proceeds in the 2012-13 biennium for deferred maintenance projects at 22 state-owned facilities.

### Section 3

- Deferred maintenance projects at these facilities include: replacement of heating, ventilation, air conditioning (HVACs), and hot water systems; replacement and installation of redundant electrical systems; upgrade of fire protection systems; upgrade and replacement of chilled water systems; exterior pavement and parking lot repairs; upgrade and replacement of elevator and security systems; upgrade and replacement of egresses; upgrade and repair of building envelopes; warehouse interior renovation; air duct cleaning; and plumbing repairs.
  - Approximately \$146.2 million in Proposition 4 (SJR 65, Eightieth Legislature, Regular Session, 2007) general obligation bond authority is available for appropriation to several agencies, including TFC, in the 2014-15 biennium. The Proposition 8 (HJR 97, Seventy-Seventh Legislature, 2001) general obligation bond authority of \$850 million was exhausted as a result of 2010-11 appropriations.
4. **Sunset Recommendations.** The agency has been reviewed by the Sunset Commission. On January 9, 2013, the Commission adopted Sunset staff recommendations. Below are the recommendations adopted by the Sunset Commission.
- Require TFC to develop and formally adopt a Capitol Complex Master Plan.
  - Require TFC to use a value for money analysis when developing state assets. If a value for money analysis is not appropriate for a specific proposal, TFC is authorized to use an alternative analysis methodology, after it documents in writing to the Commission the reasons for using an alternative methodology for that proposal and coordinates with its Office of Internal Audit for review and comment on the appropriateness of assumptions used in any type of analysis used.
  - Require TFC to submit each P3 contract to the Comptroller's Contract Advisory Team for review and comment before adoption by the Commission.
  - Specifically authorize TFC to charge a reasonable proposal fee to recover the costs of processing, reviewing, and evaluating P3 proposals.
  - Direct the Commission to delay formal action on P3 proposals until after September 1, 2013.
  - Direct TFC to provide financial information and analysis related to any P3 revenues to the Legislative Budget Board.
  - Require TFC to develop and regularly update a comprehensive plan for all of its maintenance and capital improvement needs.
  - Direct TFC to better track and report management and performance data about its deferred maintenance program and the condition of its building systems.
  - Continue the Texas Facilities Commission for eight years to align its review with other state agencies that provide administrative support services in Texas.

Section 3

Texas Facilities Commission  
FTE Highlights

Full-Time-Equivalent Positions	Expended 2011	Estimated 2012	Budgeted 2013	Recommended 2014	Recommended 2015
Cap	474.6	431.6	431.6	394.6	394.6
Actual/Budgeted (a)	361.0	357.2	388.6	NA	NA
Schedule of Exempt Positions (Cap)					
Executive Director, Group 5 (b)	\$126,500	\$126,500	\$126,500	\$126,500	\$126,500

(a) The recommendations provide for 394.6 FTEs for each fiscal year of the 2014-15 biennium. As shown in the table above, the fiscal year 2015 amount represents an increase of 6.0 FTEs from fiscal year 2013 budgeted levels. The increase is primarily related to contractors for custodial services and a Grounds Maintenance position.

(b) State Auditor's Office Report 12-708, *Report on Executive Compensation at State Agencies*, indicates a market average of \$178,211 for the Executive Director position, a salary range of \$140,900 to \$221,500, and a change in Group classification from current Group 5 to Group 6.

Section 4

Texas Facilities Commission (TFC)  
Performance Review and Policy Report Highlights

Reports & Recommendations	Report Page	Savings/ (Cost)	Gain/ (Loss)	Fund Type	Included in Introduced Bill	Action Required During Session
---------------------------	----------------	--------------------	-----------------	--------------	--------------------------------	--------------------------------

NO RELATED RECOMMENDATIONS

## Section 5

### Texas Facilities Commission Rider Highlights

2. (revised) **Information Listing of Appropriated Funds.** Revise rider to reflect 2014-15 amounts recommended amounts for lease payments on state facilities financed through the Texas Public Finance Authority for the 2014-15 biennium.
3. (revised) **Capital Budget.** Revise rider to reflect recommendations for the 2014-15 biennium.
4. (revised) **Unexpended Balances of Bond Proceeds for Deferred Maintenance.** Revise rider to reflect unexpended balance authority for general obligation bond proceeds that were appropriated and approved by the Eighty-first and Eighty-second Legislatures.
11. (revised) **Night Shift Differential.** Change reference from the Facilities Management Division to the Facilities Design and Construction Division due to the agency eliminating the Facilities Management Division.
12. (old) **Contingency Appropriation and FTE Increase for Leased Parking Operations.** Delete rider due to legislation related to Leased Parking Operations passing.
12. (revised) **Federal Surplus Property Program.** Revise to include Indirect Administration Strategies that are funded with General Revenue-Dedicated Federal Surplus Property Service Charge Account 570.
13. (old) **State Owned Housing.** Delete rider to eliminate the cost recovery requirement for state employees living in state-owned housing.
14. (new) **Sunset Contingency.** Add rider due to Sunset review.

Section 6

Facilities Commission			
Items not Included in Recommendations - Senate			
Agency Exceptional Items - In Agency Priority Order	2014-15 Biennial Total		
	GR & GR-Dedicated	All Funds	
1. General Obligation (GO) Bond Proceeds request for:			
a) Health and Safety Projects (\$76.9 million in GO Bond proceeds and \$7.7 million in General Revenue for debt service); and	\$ 7,689,060	\$	84,579,660
b) Deferred Maintenance Projects (\$3.0 million in GO Bond proceeds and \$0.3 million in General Revenue for debt service).	\$ 303,100	\$	3,334,100
2. Integrated Workplace Management System (IWMS) (\$2.6 million in GO Bond proceeds and \$0.3 million in General Revenue for debt service)	\$ 260,000	\$	2,860,000
Funding would allow the implementation of five new integrated software modules to manage facilities maintenance, which would provide business analytics for each facility and automate alerts to staff of changes in energy consumption, over-billing by vendors, or equipment malfunction.			
3. Capitol Complex Infrastructure (\$98.7 million in GO Bond proceeds and \$9.9 million in General Revenue for debt service)	\$ 9,873,500	\$	108,608,500
Funding would provide for a centralized chilled water and steam facility for the Capital Complex, a thermal energy storage tank, and the construction of utility tunnels to route chilled water, steam, and electricity from a centralized location to each building in the Capitol Complex.			
4. State Surplus Property Program			
Increase funding out of Appropriated Receipts for salaries and increase the FTE cap by 2.0 full-time equivalents for the State Surplus Property Program as follows (the increase in Appropriated Receipts would reflect a decrease in unappropriated General Revenue and would be a cost to the bill):			
a) 1.0 FTE dedicated to warehousing and the disposal of state property	\$ -	\$	72,000
b) 1.0 FTE dedicated to monitoring state agencies when property is given or sold to assistance organizations	\$ -	\$	84,000



Section 6

Facilities Commission  
Items not Included in Recommendations - Senate

	2014-15 Biennial Total	
	GR & GR-Dedicated	All Funds
5. Increase funding out of Appropriated Receipts from the State Surplus Property Program to install a new inventory information system (the increase in Appropriated Receipts would reflect a decrease in unappropriated General Revenue and would be a cost to the bill).	\$ -	\$ 200,000
6. Internet Bandwidth Maintenance	\$ 82,000	\$ 82,000
7. Texas State Cemetery Requests (\$2.6 million in General Revenue):		
a) Operating expenses to cover natural disaster damages	\$ 50,000	\$ 50,000
b) Website design and maintenance and a new records management system	\$ 40,000	\$ 40,000
c) Agency administration	\$ 10,000	\$ 10,000
d) Fuels and lubricants for grounds maintenance equipment	\$ 20,000	\$ 20,000
e) Security system upgrades to the Cemetery grounds	\$ 50,000	\$ 50,000
f) Renovations to the Caretaker's Cottage	\$ 200,000	\$ 200,000
g) Retaining wall	\$ 75,000	\$ 75,000
h) Monument cleaning and restoration	\$ 50,000	\$ 50,000
i) 2.0 FTEs for grounds maintenance	\$ 150,000	\$ 150,000
j) State Cemetery Water Well	\$ 1,950,000	\$ 1,950,000

Rider Requests:

9. Remove the limit on appropriations from the collection of Appropriated Receipts by the State Surplus Property Program.
- Currently those receipts collected in excess of the appropriation limit are returned to the Treasury as unappropriated General Revenue. The agency is reporting that at the end of fiscal year 2012, it returned approximately \$0.7 million to the Treasury.

Section 6

Facilities Commission  
Items not Included in Recommendations - Senate

	2014-15 Biennial Total	
	GR & GR-Dedicated	All Funds
10. Revise Rider 11, Night Shift Differential to include employees within the Planning and Real Estate Management Division.		
<b>Total, Items Not Included in the Recommendations</b>	<b>\$ 20,802,660</b>	<b>\$ 202,415,260</b>